

## Calendar of Events

Join us for these exciting upcoming events.  
For more information visit [vetmed.ufl.edu](http://vetmed.ufl.edu).

**April 9** Annual UF College of Veterinary Medicine Open House

**April 14-17** Florida Veterinary Medical Association: Alumni Reception

**April 22-24** Fifth Biennial Southeast Regional DiVersity Matters Symposium

**May 13** Sophomore Professional Coating Ceremony

**May 28** Commencement

**June 2-5** Emerald Coast Veterinary Conference: Alumni Reception

**June 18** Referring Veterinarian Appreciation Day

**August 8** Alumni Reception at American Veterinary Medical Association

**October 15** UF College of Veterinary Medicine Homecoming Event and UF Homecoming

**December 3** 40th Anniversary Grand Gala

**December 5** Alumni Reception at American Association of Equine Practitioners

# CELEBRATING 40 YEARS

Anniversary Issue

1976-2016

Milestones







22

## Temple Grandin

Renowned author, livestock behavior expert and autism advocate visits UF



## floridaveterinarian

SPRING 2016

*Florida Veterinarian is published by the University of Florida College of Veterinary Medicine for alumni and friends.*

*Suggestions and comments are welcome and should be emailed to:*

**Sarah Carey**  
Florida Veterinarian editor  
careysk@ufl.edu

DEAN James W. Lloyd, D.V.M., Ph.D.

EXECUTIVE ASSOCIATE DEAN AND INTERIM ASSOCIATE DEAN FOR STUDENTS AND INSTRUCTION Thomas W. Vickroy, Ph.D.

ASSOCIATE DEAN FOR RESEARCH AND GRADUATE STUDIES Ammon Peck, Ph.D.

ASSOCIATE DEAN FOR CLINICAL SERVICES AND CHIEF MEDICAL OFFICER Dana Zimmel, D.V.M.

EXECUTIVE DIRECTOR FOR DEVELOPMENT AND ALUMNI AFFAIRS Karen Legato

DIRECTOR OF SCHOLARSHIP GIVING Patricia Wlasuk

ASSISTANT DIRECTOR FOR DEVELOPMENT AND ALUMNI AFFAIRS Melissa Headrick

DIRECTOR OF PUBLIC RELATIONS Sarah K. Carey, M.A., A.P.R.

ASSISTANT DIRECTOR OF EVENTS Jessalyn Fernandes

COORDINATOR OF ALUMNI AFFAIRS Jo Ann Winn

GRAPHIC DESIGN Steven Davis

PRODUCED BY UF HEALTH CREATIVE SERVICES

**UFHealth**  
UNIVERSITY OF FLORIDA HEALTH

**UF IFAS**  
UNIVERSITY OF FLORIDA

The University of Florida College of Veterinary Medicine is supported through funding from UF Health and the UF Institute of Food and Agricultural Sciences.

## Table of CONTENTS

- 04 *Letter from the Dean*
- 06 *Students for a Day*  
College donors experience student life first hand
- 08 *Clerkship Program*  
Course aims to supplement students' primary care experience
- 10 *Calvin Comes Home*  
Unofficial soccer team mascot, home with owners after successful surgery at UF
- 14 *Back in Step*  
Dressage horse back in international competition after treatment at UF
- 18 *40th Anniversary*  
A look back at years past
- 22 *Temple Grandin*  
Author, livestock expert and autism advocate visits UF
- 26 *Paul Nicoletti*  
Beloved UF veterinary medical professor passes away
- 28 *Clinical Skills Laboratory*  
New laboratory will help UF veterinary students hone patient care techniques
- 30 *Honors and Awards*



### On the cover

A look back at some amazing moments over the past 40 years. Be sure to check out the calendar on the back for special events in the coming year.

VISIT US AT **VETMED.UFL.EDU**





## Greetings!

As you read this, 2016 will be well underway, as will a landmark in college life – the celebration of the UF College of Veterinary Medicine's 40th Anniversary. It's hard to believe, but it really has been 40 years since the Charter Class of University of Florida veterinary medical students, who graduated in 1980, entered our hallways for the first time. So much has happened since then and there is much to celebrate.

This past January, the college held a 40th Anniversary Kick-off party for faculty, residents, staff and students onsite at the CVM in the Banfield Room of our world-class UF Small Animal Hospital. This was an opportunity to bring our internal college family together to mix, mingle and share memories as we welcomed 2016 with a bang and embarked on our celebration.

Later that month, the festivities continued in Orlando at our traditional North American Veterinary Conference alumni reception. Members of the Charter Class joined emeritus faculty, other alumni and friends of the college to mark this special occasion. The event was a huge success, with record attendance and special moments, such as Charter Class members cutting a 40th Anniversary cake. We also recognized the more than a dozen emeritus faculty members who were able to attend the event.

Photos from both events were posted to our college Facebook page and some appear here in this newly redesigned issue of the magazine, launched appropriately in tandem with our anniversary. We hope you enjoy our new look.

Please bookmark our website, [vetmed.ufl.edu](http://vetmed.ufl.edu), which will contain updates on our 40th Anniversary events and activities as the year unfolds. We have so many stories to tell about the people and programs that have contributed to the college's identity and have helped to make us the great institution we are today with our

joint missions of providing world class education, innovative research and state-of-the-art clinical services.

A few months ago, we solicited your feedback to gather ideas and specific examples of CVM people and programs that have impacted the world. The response was eye-opening. It's truly amazing to be reminded how wide-ranging these impacts have been and the scope of influence the UF College of Veterinary Medicine has amassed already in its relatively short lifetime.

Whether you are a graduate of our professional D.V.M. program or our graduate studies program, a current or former faculty or staff member, a referring veterinarian, donor or other friend of the college, please take a few moments to reflect in the coming year about the ways in which your College of Veterinary Medicine has grown in its 40-year existence and consider the ways in which its impacts have made the world a better place for both animals and people.


It is truly a time of growth, hope, energy and enthusiasm at the UFCVM. So many of you have had key roles in our successes to date, and we look forward to your ongoing, active engagement as we continue to create the future of veterinary medicine, together.

**Go Gators!**

Dean James W. Lloyd



## TRUST.



## ONE SMALL WORD. ONE HUGE MESSAGE.

Leave a legacy of trust. There are many ways to ensure the future of veterinary medicine. A planned gift to the UF College of Veterinary Medicine will ultimately help our animal friends and could also provide you with tax benefits and income.

Request our guide to explore which planned gift option works best for you.

352-294-4213, [legatok@ufl.edu](mailto:legatok@ufl.edu)

**UF** College of  
Veterinary Medicine  
UNIVERSITY of FLORIDA



# Students for a day

*College donors experience student life first-hand*

Story by Sarah Carey

Several of the UF College of Veterinary Medicine's key supporters spent hours in Gainesville on Oct. 9, learning more about the ways in which their contributions have helped strengthen clinical programs and enhanced teaching and learning opportunities as well as patient care.

The event, dubbed "Student for a Day," drew about a dozen people to the college for a morning of educational demonstrations. Veterinary student ambassadors helped the attendees don white coats for the occasion, and Dean Jim Lloyd greeted the group at "orientation" with remarks that mirrored those that actual incoming veterinary students receive.

Then three different groups took off to perform three separate "rotations," in the new clinical skills laboratory, in small animal cardiology and in the equine sports performance complex, also known as the



Sisters Donna Ing, left, and Sarah Shiffman, center, learn how to place a catheter in the clinical skills laboratory during the college's Student for a Day event on Oct. 10.

Photo by Sarah Carey

lameness arena. In each area, the attendees were given an overview of the type of material that is taught in the rotation and an opportunity to participate in an interactive, hands-on learning experience and what students are expected to learn.

Dr. Simon Swift provided an ultrasound demonstration in cardiology, Dr. Ali Morton demonstrated how lameness in horses is monitored in the equine sports performance complex and Joice Gardner,

assisted by veterinary student ambassadors, oversaw demonstrations in the clinical skills laboratory. Members of the group were able to try their hand at techniques such as placing a catheter and bandaging.

Following the tours, the group enjoyed lunch in the Banfield Room and were presented with certificates for successfully completing the program.



## Pet Memorial Program

To participate in the program, please e-mail [petmemorial@vetmed.ufl.edu](mailto:petmemorial@vetmed.ufl.edu) or call 352.294.4256.

For submissions, please visit our website at [givingandalumni.vetmed.ufl.edu/pet-memorial](http://givingandalumni.vetmed.ufl.edu/pet-memorial).








Photo by Sarah Carey

Third-year veterinary student Andrew DeStefano, center, assists with an ultrasound on a dog named Kona during the second day of his small animal practice-based clerkship at Trenton Animal Hospital. DeStefano is shown with his mentoring practitioner, Dr. Thomas Hester, left, and Dr. Erin Carr.

## New clerkship program

*Course aims to supplement students' primary care experience*

Story by Sarah Carey

**A NEW COURSE AT THE UF COLLEGE OF VETERINARY MEDICINE** aims to meet veterinary students' longtime desire for more primary care experience by placing them in local pet clinics for an additional two weeks of clinical training.

"This course actually came about as a result of student demand," said Wendy Mandese, D.V.M., a clinical assistant professor of primary care and coordinator of the new practice-based small animal clerkship, which started in August.

Until now, students have only had two required weeks of primary care rotations in the UF Small Animal Hospital, Mandese said. While they were able to sign up for an additional two weeks, students often

had trouble finding the time due to the high level of interest and limited spots, Mandese said.

"This course is sort of the answer to that," she said.

The course is modeled after the highly successful practice-based equine clerkship, led by Amanda House, D.V.M., a clinical associate professor of equine internal medicine at UF. That program started in 2011 as a means of ensuring that veterinary students receive consistent and well-rounded exposure to equine cases. When the equine clerkship began, 79 UF veterinary students had enrolled. By 2014, 109 students were participating and 53 equine practitioners were involved.

When the course started last fall, 32 small-animal veterinarians from 17 practices in Alachua, Marion and Columbia counties had signed up for the new clerkship, which Mandese described as "practitioner-based, as opposed to practice-based."

Each practitioner will have no more than one to two students a year, Mandese said, adding that this could change in time.

"We don't want the practitioners to be overwhelmed. This is a lot of responsibility, so we want to build the program gradually," she said.

A practice might have four practitioners, but only one is responsible for the student, who will spend 80 percent of his or her time with that veterinarian.

"It's a lot more than shadowing," she said. "Students will have specific learning outcomes they have to complete, and a checklist they have to follow before and after they are at the practice."

Understanding pet owners' financial limitations forces students to think about the cost of the options they are offering, Mandese said.

**"What am I going to do? You have to puzzle it out in your head," Mandese said. "Our students need to be able to do this."**

"Will it be blood work or X-rays if a client can't afford both? An animal needs ultrasound, but the client can't afford it. What am I going to do? You have to puzzle it out in your head," Mandese said. "Our students need to be able to do this."

One area practitioner who signed up to participate in the new clerkship, Clint Greene, D.V.M. ('92), said it would be rewarding to work with students in a mentored and supportive way, helping them experience a facet of practice that they might not otherwise see during their formal university training.

"The students will gain some insight into career opportunities and a better understanding of what a healthy veterinarian-to-veterinarian relationship looks like," Greene said. "In return, I am energized by the enthusiasm, excitement and cutting-edge knowledge they'll bring to the practice."



Photo by Sarah Carey

Dr. Thomas Hester, left, a practitioner at Trenton Animal Hospital, with third-year veterinary student Andrew DeStefano. DeStefano was one of the first veterinary students to participate in the new small animal practice-based clerkship and is shown Aug. 25 on his second day. Hester was his assigned mentor/practitioner.



# CAL COMES HOME

Calvin, unofficial soccer team mascot, home with owners after successful surgery at UF

Story by Sarah Carey  
Photos by Jesse S. Jones

Thanks to his devoted owners, twin sisters who are players on the University of Florida women's soccer team, their creative fundraising efforts and the Gator Nation, a dog named Calvin is now home after successful treatment at UF's Small Animal Hospital for injuries caused by being hit by a car on Nov. 22.

Calvin, a Labrador mixed breed and the unofficial soccer team mascot, was discharged Dec. 2. By late January, after several follow-up appointments at UF, he had put on weight and had returned to many normal activities, his owners said. The lion's share of Calvin's medical bills were covered through a GoFundMe page that the twins, Brooke and Lauren Smith, established when they realized that Calvin's life literally depended on their efforts.

"Dr. (Katie) Barry, who met with us the morning after he arrived at UF, told us his expenses would be \$10,000 and I needed to make that decision before the night was over," Brooke said.

"It was surgery, amputation or euthanasia. I called my

parents to update them, but I knew what I was going to do. Calvin deserved a fair chance of survival and I wanted to give him that."

Calvin's accident happened the day he turned 7 months old. At the time, Brooke and Lauren were at Donald Dizney Stadium on the UF campus for the team's NCAA playoff game against Duke. Brooke did not play this year, but was watching in the stands when her mother, who was in town for the game, received a call from a neighbor saying Calvin had escaped from their home — probably through a window — and had been hit by a car.

"I said, 'what do you mean, he was hit?'" Brooke said. "All I could think about was getting to him, ASAP."

Brooke, her family members and a friend rushed out of the stands and headed for their house. They arrived to find police and neighbors outside, and were told that Calvin had been taken to UF's small animal emergency clinic.

"I ran into the emergency room and the staff person at the front desk knew exactly who I was there to see," Brooke said. "Seven people had called them to let them know that Calvin was on his way. But whether he was still alive, what he looked like, I knew nothing. I was crying nonstop. My anxiety was through the roof and I don't think I've ever been so heartbroken."

Toni Yang, D.V.M., an intern in the hospital's emergency and critical care service, soon met with Brooke and told her Calvin was on pain medication and had likely sustained at least three fractures and possibly a broken hip, in addition to having numerous other severe wounds. Knowing she was desperate to see Calvin, Yang allowed Brooke to visit him in the ICU.

"He was on a stretcher and unbandaged, so I saw everything," Brooke said. "This was hard, but as soon as he saw me, he gave me kisses and wagged his tail, so this gave me hope. His spirit was still alive."





After the UF soccer game ended in a 2-1 loss to the Gator team, Lauren looked for her family members, who typically would be on the field to provide support. A friend who'd stayed behind quickly found Lauren to relay what had happened with Calvin, and within minutes, Lauren and and more friends, including soccer teammates and their family members, rushed to the hospital.

Calvin's injuries included several soft tissue wounds on his legs and multiple fractures. The twins were overwhelmed, but their mother told them to continue with Calvin's care and that one way or

it on their social media and the donations started flowing in."

Heather Mitts, a three-time Olympic gold medalist and former member of the 1998 UF women's soccer team, which won a national championship, tweeted with the hashtag, #BringCalHome.

On Dec. 2, when Calvin was discharged, approximately \$9,500 had been raised, covering all of his medical charges to that point. They have since received additional funds, in part due to news coverage of their situation. Although the sisters know that Calvin's remaining care will incur

In addition to being the team's unofficial mascot, Calvin has been Brooke's special companion over the past few months as she came to terms with her decision not to play soccer this year, a choice she'd made just before she and Lauren adopted Calvin.

"When we first saw him at PetSmart, he was 4 months old and had been in the Dixie County Animal Shelter for a good while," she said. "He was the only dog that wasn't barking and freaking out. We actually had to wake him up in his cage because we wanted to figure him out. He was so loving and in his own little world."

"Our mom was there, and she said, 'If you don't want him, I do,' which sealed the deal for us," Brooke said. "We decided to bring him home and it was the best thing that ever happened to me."

Although getting a dog while in college and managing to provide the life any dog deserves is not an easy task, the twins said they felt sure they could make it work. His life with them has brought Calvin out of his shell and has included regular trips to the soccer practice field, where he earned his unofficial mascot moniker.

The twins are heartened by the progress Calvin has made and say the experience has changed them.

Lauren said Calvin's accident helped her to focus on something much bigger and more important than any soccer game—her dog's life.

"My life revolved around soccer; it was something that I relied on every day, something that in many ways has defined me throughout my life," she said. "The team's loss that Saturday afternoon was the saddest moment of my career, yet it seemed like a small bump in the road once I walked off the field. Calvin's well-being was the only concern and we were determined to save his life, at any cost. Little did he know that he was helping me in the process."

☐

additional expenses, they are confident they will work through what they need and plan to continue sharing his story through social media and their network of friends.

"We couldn't be more thankful for the endless support we have received," Brooke said.



CALVIN'S WELL-BEING WAS THE ONLY CONCERN AND WE WERE DETERMINED TO SAVE HIS LIFE, **AT ANY COST.**



another, they would figure out how to pay the bill.

Brooke immediately set up a GoFundMe account with the hopes of raising a few hundred dollars from family and friends. In one day, the account had generated \$2,000. Amazed and inspired, the twins and their roommates became obsessed with sharing Calvin's story among their friends and their extended network.

"We sat around our living room continuously refreshing the campaign site and spreading the word to everyone we knew," Brooke said. "Thankfully, being a part of the Gator Nation, we were able to reach out to some 'famous' athletes, including UF football cornerback Vernon Hargreaves, elite gymnast and Olympic silver medalist Bridget Sloan and former UF basketball player Michael Frazier, who have thousands of followers. They posted

# #BRINGCALHOME

**"We couldn't be more thankful for the endless support we have received."**



**LAUREN AND BROOKE SMITH, LEFT, WERE AT A CHAMPIONSHIP UF WOMEN'S SOCCER GAME WHEN THEY LEARNED THAT THEIR DOG, CALVIN, HAD BEEN STRUCK BY A CAR.**



Story by Sarah Carey

A world-class dressage horse treated successfully at the University of Florida for an irregular heartbeat has rediscovered his rhythm and returned to international competition.

His proud trainer, Kelly Layne, a member of the Australian team at the 2006 World Equestrian Games in Germany and now a Wellington, Florida, resident, is thrilled with Udon P's comeback. She hopes he'll pick up where he left off before his cardiac problem disrupted their training and that the 14-year-old Dutch Warmblood will qualify for the 2016 Summer Olympics in Rio de Janeiro, Brazil.

"He's a high-level athlete, but what's interesting to me is the fact that his owner, in concert with his trainer, embraced his problem, when many people would rather not discuss their animal's health conditions publicly," said Chris Sanchez, D.V.M., Ph.D., an associate professor of large animal internal medicine at the UF College of Veterinary Medicine and a member of Udon P's care team.

"This horse's owners took the opposite approach — they have taken this as a learning opportunity and even developed a heart-themed freestyle for his return to competition," Sanchez said.

Layne attributes Udon P's success to his, well, exceptional heart.

"Not many horses go through what he has and then fight their way back into the international competition arena," she said. "We should definitely reward and celebrate the horses that have this kind of moxie."

**KNOWN BY HIS STABLE NAME, NOODLES,**

Udon P arrived at UF's Large Animal Hospital in April 2014 as a rising star in the world of dressage, a competitive equestrian sport

# BACK IN STEP

DRESSAGE HORSE BACK IN INTERNATIONAL COMPETITION AFTER TREATMENT AT UF





Udon P is shown executing a half-pass maneuver during a Grand Prix freestyle test at the Dressage at Devon horse show in September 2014.

during which riders guide a horse through a series of complex movements aimed at developing obedience, flexibility and balance. He was competing at the Grand Prix level and had recently won an international freestyle event, in which the horse's movements are choreographed to music, in Wellington.

"In the four international competitions known as the Concours Dressage International, he competed in nine tests with scores as high as 73.6 percent," Layne said. "We were having an exceptional first season at the international Grand Prix."

**BUT FATE INTERVENED**, shortly before Layne and her husband, Steve, were going to fly the horse to Normandy, France, to represent Australia in the World Equestrian Games. He began showing signs of distress, including bleeding from the nose, coughing and unexpected gait changes.

"Noodles loves to canter, so we were very concerned," Layne said. "It became impossible to train."

The Laynes' veterinarian, Meg Miller Turpin, D.V.M., diagnosed atrial fibrillation, otherwise known as an irregular heartbeat. She referred the horse to UF's Large Animal Hospital for a procedure known as electrical cardioversion. The facility is the only equine veterinary hospital in Florida capable of providing the procedure.

The Laynes pulled Udon P from competition and focused on their horse's health.

Although the horse sailed through the procedure, his recovery back home in Wellington was somewhat rocky, Layne said.

"The pressure to fly to Europe was gone as we had withdrawn Noodles from consideration. He just needed time to regain his health and confidence," she said. "We had OK days and some not very good days. However, his heart was strong and remained in normal rhythm at 40 to 42 beats per minute."

About six weeks after the horse's discharge from

Photo courtesy of Kelly Layne

UF, a large thunderstorm brought gusty, cool air to Wellington. For Layne, it was a pivotal event.

"Perhaps it was the combination of the cooler weather and the storm, or maybe it was just time, but Noodles switched on and since that moment has never missed a beat, both figuratively and literally," she said.

**"Not many horses go through what he has and then fight their way back into the international competition arena."**

**TO CELEBRATE HIS RETURN TO COMPETITION**, Layne collaborated with a British composer to create a freestyle routine consisting of songs that have the heart as a theme. The routine was first performed in January, when Udon P was back in competition.

"We wanted to dedicate this freestyle to his big heart that wouldn't give up," Layne said. "Probably the most emotional song in it is 'My Heart Will Go On,' from the movie 'Titanic.' Everyone involved has been touched by this amazing horse."

Udon P is "coming along nicely" for the 2016 competitive season, but Layne is equally excited about her horse's continued good health and attitude.

"Pretty amazingly, he has just not had any health issues for the past 14 months," Layne said. "Not many horses enter the arena with such willingness and enthusiasm."



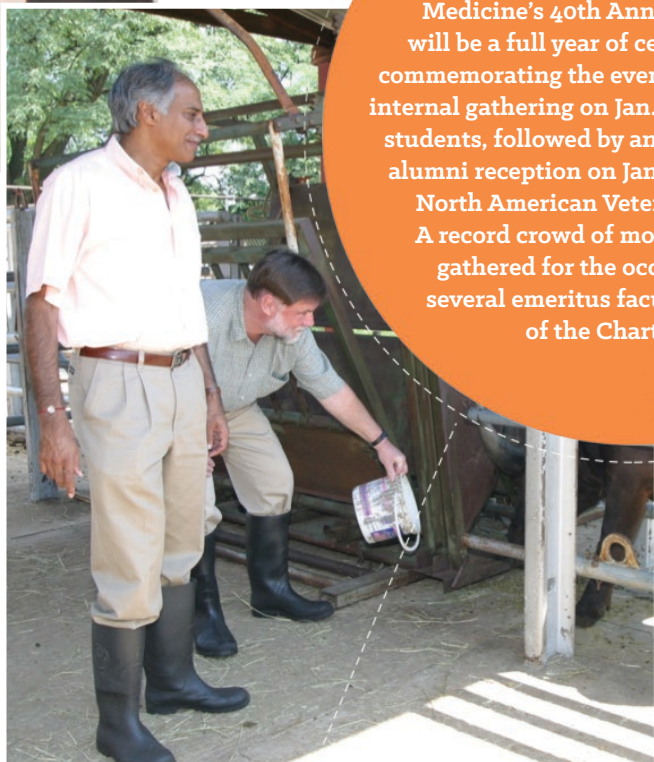

Photo courtesy of Kelly Layne

Rider and trainer Kelly Layne strokes Udon P after he successfully completed a Grand Prix freestyle half-pass test during the Dressage at Devon horse show in September 2014.

#### **> DID YOU KNOW?**

The University of Florida is the only equine veterinary hospital in Florida capable of providing the procedure known as electrical cardioversion. The procedure is used to treat horses with atrial fibrillation, or irregular heartbeat.





January marked the kick-off of the UF College of Veterinary Medicine's 40th Anniversary and what will be a full year of celebratory activities commemorating the event. The college held an internal gathering on Jan. 7 for faculty, staff and students, followed by an anniversary-themed alumni reception on Jan. 17 in Orlando at the North American Veterinary Conference. A record crowd of more than 400 people gathered for the occasion, including several emeritus faculty and members of the Charter Class.



Join us  
for a walk down  
memory lane  
▶▶▶






# Milestones

The college's Charter Class graduates and the college is granted full accreditation from the American Veterinary Medical Association

Charter Class of 40 students is admitted



Dr. Richard Dierks named dean of the college



Dr. Joseph DiPietro is named dean of the college



A new partnership between UF, Merial and the local animal shelter, led by Dr. Natalie Isaza, allows UF veterinary students to gain greater experience in spay/neuter surgery

New \$58 million, 90,000 square-foot UF Small Animal Hospital opens, tripling existing space, and providing technology and capabilities including a linear accelerator with a cone-beam CT unique to Florida and the nation, as well as a catheterization laboratory

The UF Small Animal Hospital is certified as a Level 1 veterinary emergency and critical care facility by the Veterinary Emergency and Critical Care Society, becoming Florida's only facility to hold the designation



Dr. James Lloyd is named dean of the college



# 2010s

A new \$4 million clinical skills laboratory at the college opens, providing extra space and technology to help veterinary students develop and hone patient-care techniques and communication skills

The UF Small Animal Hospital gains accreditation in traditional and specialty areas from the American Animal Hospital Association, becoming one of only six academic veterinary hospitals to hold the designation

The Ocala-based Pet Emergency Treatment Services clinic receives Level 3 certification from the Veterinary Emergency and Critical Care Society, becoming one of only three facilities in the state to hold the designation

A new equine sports performance complex opens at the UF Large Animal Hospital, becoming the only such facility in Florida to offer complete diagnostic and treatment capabilities through the equine lameness and imaging service



Dr. Glen Hoffsis is named dean of the college

College celebrates 25th Anniversary with series of events and a commemorative calendar



Operation Catnip, a national program founded and led by Dr. Julie Levy, begins at UF, offering free spay/neuter surgery to feral cats in the community

A \$24 million Veterinary Academic Building, which contains research labs, classroom facilities and administrative support space, opens and is the cornerstone of the college's building expansion this decade



Two new large animal hospital barns were built to accommodate a growing equine caseload in the first phase of a \$36 million facilities expansion made in conjunction with AVMA accreditation requirements

Dr. Kirk Gelatt named dean of the college



Ground is broken for the Veterinary Medical Teaching Hospital on a 120-acre site west of the UF Health Campus on Archer Road

Florida Governor Reubin Askew appoints Dr. C.E. Cornelius as the college's first dean



# 1970s

# 1990s

# 2000s

# 1980s

1971

1975 1976

1980 1981

1984

1989 1990

1994

1996

1997 1998 1999 2000

2004

2006

2010

2012 2013 2014

2015





# TEMPLE Grandin

*A stroke of serendipity brings renowned author, livestock behavior expert and autism advocate to UF*

Story by Sarah Carey  
Photos by Tyler Lennon Jones



➤ Dr. Geoffrey Dahl, left, a professor of animal sciences at UF/IFAS, stands with Temple Grandin and Danny Driver, beef units manager, at the Santa Fe River Ranch beef unit on Sept. 24.







Dr. Carlos Risco, chairman of the college's department of large animal clinical sciences, listens to Temple Grandin's impressions of UF's livestock facilities during a farm tour.



An unexpected schedule cancellation, a connection between mutual friends and a bit of luck resulted in renowned author, livestock behavior expert and autism advocate Temple Grandin visiting Gainesville Sept. 23-26 to spend time at the UF College of Veterinary Medicine and present a public talk to the local community.

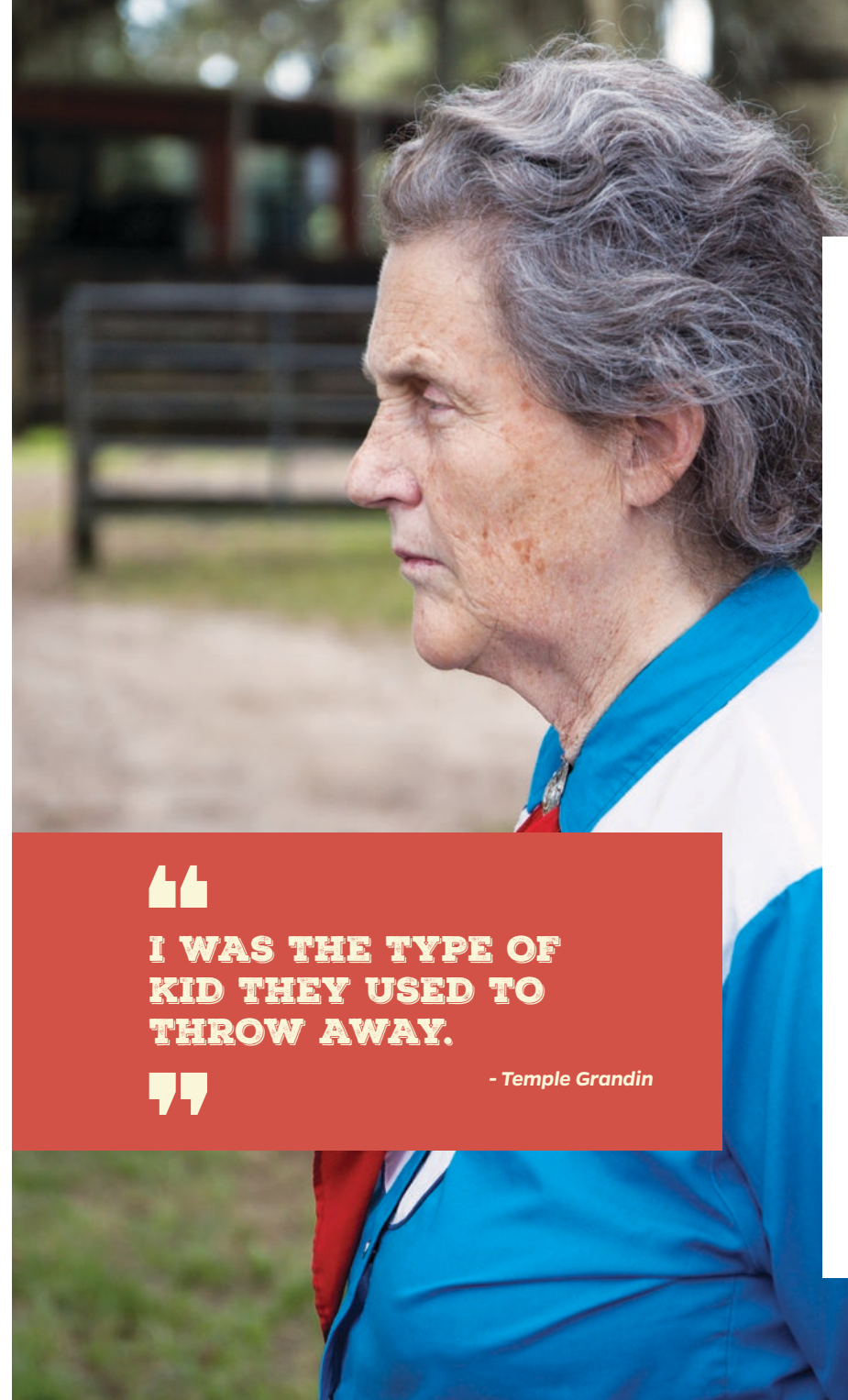
Her visit was co-sponsored by the UF College of Veterinary Medicine and UF's Institute of Food and Agricultural Sciences. The public presentation, held Sept. 24 at the UF Phillips Center for the Performing Arts, was free — but all tickets had been given out within an hour of the box office's opening at noon that day. Grandin's talk touched on how her life and experience as an autistic person contributed to her personal and professional growth, leading to her becoming an expert in animal behavior and a key influence in the way livestock are handled.

Grandin's story was captured in film in an Emmy-award winning documentary in 2010, titled "Temple Grandin." That same year, she was named one of Time Magazine's 100 most influential people in the world.

Her journey to Gainesville started with a former UF CVM equine surgeon, Dan Hawkins, D.V.M., who had long admired Grandin and hoped for an opportunity to meet her in person. Hawkins inquired to a colleague who works with Grandin at Colorado State University, where she is a professor.

"He said, 'you won't get her for two years,'" Hawkins recalled. But he managed to get an email address for Grandin's assistant, who passed along his request for a visit and relayed back Grandin's reciprocal interest in coming to the area.

"Then I was out driving one day. The phone rang, and a voice says, 'Dan, this is Temple Grandin.' She said she had this year and most of next year booked, but had



**I WAS THE TYPE OF KID THEY USED TO THROW AWAY.**



- Temple Grandin

a cancellation and could be available on a specific date if that time frame could work."

It did. After several meetings between Hawkins and various other college administrators, an itinerary was developed that included the public speaking opportunity, a tour of the UF beef and dairy units, a research-related informational exchange with various faculty members, lunch with representatives from the University's Center for Autism and Related Disabilities, a tour of the UF Veterinary Hospitals and the Veterinary Community Outreach Program and a wrap-up presentation on animal behavior for veterinary students.

Key to organizing Grandin's itinerary were Carlos Risco, D.V.M., chairman of the college's department of large animal clinical sciences, Pamela Ginn, D.V.M., then-associate dean for Students and Instruction and Jessalyn Fernandes, assistant director of events for the dean's office.

"Everything seemed to fall into place," Hawkins said.



Temple Grandin and Dr. Jud Sims, a resident in food animal reproduction and medicine, discuss dairy calves at a UF facility.







IN MEMORIAM

# Paul Nicoletti, D.V.M., M.S.

*Beloved UF Veterinary Medical  
Professor Passes Away*

Story by Sarah Carey

A longtime University of Florida College of Veterinary Medicine faculty member who spent his career working to improve the health of livestock, public health and the lives of veterinary medical students through scholarship support passed away Jan. 31 at the age of 83.

Paul Nicoletti, D.V.M., M.S., a professor emeritus of infectious diseases at the college, was a 1956 graduate of the University of Missouri's College of Veterinary Medicine and received a master of science degree from the University of Wisconsin in 1962. He began his career with the U.S. Department of Agriculture in Missouri, with later duties in Wisconsin, New York, Mississippi and Florida. Most of his career was spent with the U.S.D.A. and later at UF, where he taught infectious diseases, epidemiology, public health and food safety for 25 years and influenced many veterinary medical

students to consider careers in agriculture and public health.

Nicoletti also served as an epizootiologist in Tehran, Iran, from 1968-1972 with the Food and Agriculture Organization of the United States. While with the USDA, Nicoletti made a lasting contribution to Florida agriculture by improving the procedures used to control brucellosis, an important disease that affects both livestock and humans. An internationally renowned authority on this disease, Nicoletti's efforts led to the eventual eradication of brucellosis in Florida.

He retired from the University of Florida veterinary medical college in 2003, after having amassed several important honors and awards for his achievement. Among those were being named Veterinarian of the Year by the Florida Veterinary Medical Association in 1994 and being presented with the



college's Distinguished Service Award in 2003. He received the Meyer-Steele Gold Head Cane Award, the highest award the organization gives, from the American Veterinary Epidemiology Society in 2010.

His influence even affected people he'd never met, including a Tampa couple who purchased a ranch in the 1970s as a second career. The couple, the late Bob F. and Evelyn Deriso, willed more than half of their \$2 million estate to honor Nicoletti, whom they had learned made a difference in the control of brucellosis. The \$1.3 million Deriso gift resulted in the construction of Deriso Hall, the building located across

from the UF Large Animal Hospital on Shealy Drive and in which the offices of food animal reproduction and medicine faculty are housed. A room within Deriso Hall was dedicated in Nicoletti's name in 2012.

A \$150 scholarship from Sears-Roebuck and Co. in his youth made a transformative impact on Nicoletti's life.

"I'm not going to tell you I wouldn't have gone to college without it, but for a 17-year-old boy who was tired of milking cows, the incentive that scholarship provided truly made a difference," said Nicoletti in a UF article written in 2013.

"It was not just a financial incentive, but a psychological one as well."

Nicoletti remembered his humble beginnings and paid it forward by establishing three scholarship endowments at the UF College of Veterinary Medicine and one at his alma mater, the University of Missouri.

"I was not the best paid person in my department when I was on the faculty at UF, but have managed well and feel like giving back is important," he later said. "The University of Florida gave me a job when I needed one and for 26 years I taught at UF and enjoyed the classroom and the students."

When he retired from UF in 2003, Nicoletti created a scholarship to be awarded to a junior or senior UF veterinary medical student with financial need and who aspired to a career in public

health. He subsequently provided funding to endow a second scholarship for students interested in food, animal medicine and reproduction. Since then, more than a dozen scholarships have been awarded.

Thereafter, inspired by former UF President Bernie Machen's commitment to first-generation college students, Nicoletti pledged \$1 million to establish the graduate-level Nicoletti Florida Opportunity Scholarship, which will ultimately benefit veterinary medical students who are the first in their family to attend college.

In early 2015, Nicoletti launched a challenge grant of \$100,000 to support the college's new UF Veterinary Access Scholarship to offset student debt load. Alumni of the college, students and others listened, and by May that goal had been more than met.

"The college has lost a great friend

and a tireless advocate," said James W. Lloyd, D.V.M., Ph.D., professor and dean of the UF veterinary medical college. "His professional expertise was surpassed only by his kindness, generosity and mentorship to students and colleagues alike. We will miss him greatly."



**In lieu of flowers, those who wish  
may make memorials to:**

Office of Development,  
UF College of Veterinary Medicine  
P.O. Box 100125, Gainesville, Florida 32610-00125 or  
[uff.ufl.edu/appeals/nicoletti](http://uff.ufl.edu/appeals/nicoletti)



# Clinical Skills Laboratory Opens

*New laboratory will help UF veterinary students hone patient care techniques*

Story by Sarah Carey

*A new clinical skills laboratory at the UF College of Veterinary Medicine will provide added space and technology to help veterinary students develop and hone patient-care techniques and client communications.*

At a ribbon-cutting ceremony held Aug. 4 to mark completion of the 5,000-square-foot, \$4 million facility, UF administrators said the new space was one of the largest areas dedicated to clinical skills training at any North American veterinary college.

“The program we plan to deliver here will set a bar,” said Pamela Ginn, D.V.M., then-associate dean for students and instruction at the college. “As educators of veterinary students from a variety of backgrounds overwhelmingly headed for private practice, we need to ensure we are graduating the most practice-ready veterinarians a college of veterinary medicine can produce.”

Veterinarians must leave a program with the set of knowledge and skills to apply successfully to a broad spectrum of challenges, she said.

“The great majority of graduates do not spend another one to four years in a training program but are instead expected to know and do many things as they step out the door,” Ginn said. “Although we currently do a great job of meeting the needs of our graduates and the profession, we need to be intentional regarding how we teach not only technical skills but communication, teamwork, medical records management and critical thinking skills.”

Among the technical skills to be taught in the new laboratory are IV catheterization, bandaging and the administration of medication using canine, feline and equine models. Stations set up during the ceremony allowed attendees to view demonstrations in each of these areas.



Photo by Jesse S. Jones

Students practice administering medication on a horse model in the new clinical skills laboratory.

Prior to assuming clinical rotations in their junior year, first- and second-year veterinary students are now required to take a course in supervised patient care and clinical skills. The course, launched at UF in the fall of 2014, provides a variety of learning opportunities for students to develop technical skills through the use of both simulations and live animals. Students also will participate in learning exercises involving communication, medical records management and case management, along with critical thinking assessments.

The course taught in the laboratory will help both instructors and students document the progressive acquisition and demonstration of competence in these skills.

Second-year veterinary student Ariel Robelen called the new course and facility a useful “stepping stone” that allows students to practice their skills prior to beginning clinical rotations in their third year.

“The thought of walking into the hospital for my first rotation, less than one year from now, is less daunting.”

“After weekend hospital rotations with the course, I am now confident of the layout of hospitals, comfortable with the computer program and aware of basic hospital protocols and procedures,” Robelen said. “The thought of walking into the hospital for my first rotation, less than one year from now, is less daunting.”

Other speakers at the event included the college’s dean, James W. Lloyd, D.V.M., Ph.D.; David S. Guzick, M.D., Ph.D., UF senior vice president for health affairs and president of UF

Health; and Jack Payne, Ph.D., UF senior vice president for agriculture and natural resources and director of the UF Institute of Food and Agricultural Sciences.

“In pursuit of our vision of preeminence across our three-part mission, we are truly excited about the addition of this new, state-of-the-art facility to our college and all it will mean to veterinary medical education at the University of Florida,” Lloyd said.



Shown cutting the ribbon at an event held Aug. 4 to celebrate completion of the University of Florida College of Veterinary Medicine’s new clinical skills laboratory are, from left to right, Dr. David Guzick, Dr. Pamela Ginn, Ariel Robelen, Dr. James W. Lloyd and Dr. Jack Payne.

Photo by Jesse S. Jones





## Julie Levy, D.V.M., Ph.D

*Faculty Member is North Carolina State University Distinguished Award Nominee*

**JULIE LEVY, D.V.M., PH.D.**, a professor of shelter medicine at the UF College of Veterinary Medicine, has received a 2015 distinguished alumni award from North Carolina State University.

Levy, who received her Ph.D. from N.C. State's College of Veterinary Medicine, was honored during the institution's annual "Evening of Stars" gala held Oct. 3 in Raleigh, North Carolina. The award recognizes one of the college's alumni each year for his or her professional achievements and personal contributions to veterinary medicine.

A board-certified small animal internal medicine specialist and a professor with the UF Maddie's Shelter Medicine Program, Levy is perhaps best known as an advocate for homeless cats, both through her community volunteer work and her research

into more effective ways to control stray cat populations and protect community cats from disease.

While at N.C. State, she co-founded Operation Catnip, an organization that brings together veterinarians, technicians, students and community volunteers in an effort to trap, neuter and return stray and feral cats to their environment, and she brought the program to UF when she joined the veterinary medical faculty in 1998.

Her many honors include being named the 2005 Outstanding Woman Veterinarian of the Year by the Association for Women Veterinarians and being named a distinguished fellow in the National Academies of Practice in 2014. She also received the European Society of Feline Medicine's Award for Outstanding Contributions in the Field of Feline Veterinary Medicine in 2007.

## Professor takes office in national equine group

*Dr. Margo Macpherson is vice president of AAEP*



**MARGO MACPHERSON, D.V.M.**, a professor of equine reproduction at the UF College of Veterinary Medicine, is now serving as the 2016 vice president of the American Association of Equine Practitioners.

Macpherson's tenure as vice president began Dec. 8 during the association's annual meeting in Las Vegas. Following completion of the two-year term of her office, Macpherson will become president of the AAEP in 2018.

A member of the college's faculty since 1999, Macpherson served as chief of the UF Large Animal Hospital's reproduction service from 2007 until this year. Prior to joining the UF faculty, she worked in private equine practice in Kentucky and served as a lecturer at the University of Pennsylvania.

Macpherson has a strong interest in clinical medicine and veterinary research. She has focused a significant portion of her professional career on the study of equine placentitis. Her research has significantly impacted treatment choices for mares with placentitis by providing horse owners with information about the effectiveness of commonly used antimicrobial and anti-inflammatory treatments.

## Shelter Medicine program hires development director



**SEASONED DEVELOPMENT PROFESSIONAL KATIE BOUDREAU** has joined the UF College of Veterinary Medicine's fundraising team and will oversee support for the Maddie's Shelter Medicine Program at UF.

Boudreau's appointment was effective Sept. 24. Prior to joining the college, she worked for two years as director of development in the UF Smathers Libraries and as a patient advocate/community liaison with the UF Byrne Orphan Disease Lab from 2001-2013.

Her previous experience includes serving as a clinical coordinator for the UF department of vascular surgery from 2009-2010, as director of medical alumni affairs for the UF College of Medicine from 2007-2009 and as an associate director of development for that college from 2006-2007. Prior to that, she directed development for the Catholic Schools of Gainesville and for the St. Patrick Interparish School.

The Maddie's Shelter Medicine Program at UF began in 2008 and has received a total of \$11.2 million in grants since its inception from Maddie's Fund, a family foundation founded in 1994 by Workday co-founder Dave Duffield and his wife, Cheryl.

The UF program is dedicated to helping shelters achieve their life-saving goals, training shelter medical professionals of today and tomorrow and developing new knowledge to enhance the well-being of sheltered animals.

## Graduate student receives C.L. Davis Award



**SHANNON ROFF, D.V.M. ('11)**, a former graduate student and resident at the UF College of Veterinary Medicine, received the 2015

C.L. Davis Student Scholarship Award for her scholastic achievement in the area of veterinary pathology.

Roff received her Ph.D. and completed her residency in anatomical pathology in December. She received the award during the annual meeting of the American College of Veterinary Pathology, held Oct. 17-21 in Minneapolis. Representing the UF College of Veterinary Medicine faculty in the award presentation was Sarah Beatty, D.V.M. ('11), a clinical assistant professor in

the department of physiological sciences and clinical pathology specialist.

The C.L. Davis foundation has presented the award since 1976 to postgraduate students or residents-in-training in veterinary pathology to recognize superior scholarship, leadership, research ability and/or diagnostic skills.

Roff's research is focused on identifying immunogens using T cells from people who are HIV-positive to create a vaccine against HIV. Roff's clinical work is made possible through a collaboration with her clinical science mentor, Dr. Mobeen H. Rathore, director of UF's Center for HIV/AIDS Research, Education and Service at UF Health Jacksonville, and through a TL-1 grant through the Clinical Translational Science Institute's predoctoral training program.

## Professor named to National Academy of Inventors



**A PROFESSOR AT THE UF COLLEGE OF VETERINARY MEDICINE** has been elected as a fellow of the National Academy of Inventors in recognition of the broad impact his scientific work has had on society and for his support and enhancement of innovation.

Over a career spanning more than 50 years, Roy Curtiss, Ph.D., has made significant contributions to the disciplines of genetics, microbiology, biomedical sciences and vaccinology. His pioneering work in the areas of microbial pathogenesis, genetic manipulation and vaccine development has been used to address

problems of world concern in animal, human and environmental health.

Vaccines that Curtiss has designed, constructed and evaluated have been used to protect agriculturally important animals as well as humans from a variety of infectious diseases. Curtiss recently developed several new ways of constructing recombinant attenuated salmonella vaccine strains.

He holds 41 patents, has developed three licensed vaccines and has been a member of the United States National Academy of Sciences since 2001. Among his numerous career honors is the American Society for Microbiology's Lifetime Achievement Award, which he received in 2014.

Curtiss joined UF's faculty in 2015 as part of the University's preeminence initiative. Previously, he served on the faculty at Arizona State University's School of Life Sciences.